

**RESEARCH ON DAILY OBJECTS DETECTION BASED ON CONVOLUTIONAL
NEURAL NETWORK**

P. Sravani Student, Department of Computer Science, Narayana Engineering College Gudur
N. Sri lavanya Student, Department of Computer Science, Narayana Engineering College Gudur
Dr. P. Venkateswara rao Professor, Department of Computer Science, Narayana Engineering
College Gudur

P. Tejaswini Student, Department of Computer Science, Narayana Engineering College Gudur
V.G. Sowmya sree Student, Department of Computer Science, Narayana Engineering College Gudur

Abstract

Detecting and Naming Objects automatically is one of the heart of the human visual system. There are various advantages if there is an application which automatically detects the objects present in the image and name it automatically. In this paper, we present a model based on CNN based neural network which automatically detects the objects in the images and generates naming conventions for the images. It uses various pre-trained models to perform the task of detecting objects and uses CNN to generate the names. It uses Transfer Learning based pre-trained models for the task of object Detection. The model is to detect visible objects in the image using Convolutional Neural Networks and to name them using pretrained a model trained with Flickr dataset. The interface of the model is developed using flask rest API, which is a web development framework of python. The main use cases of this project is to strengthen the medical diagnosis, improve the Human Computer Interaction, effective tracking of miscellaneous objects in surveillance, traffic checking, improving the vision of Robots etc, Object Detection is one of the interesting and focused areas of Artificial Intelligence which has many challenges to pass on. Object Detection involves various complex scenarios starting from picking the dataset, training the model, validating the model, creating pre-trained models to test the images, detecting the images and finally naming the images.

Keywords: CNN, TENSORFLOW, OPENCV, FLASK, DEEP LEARNING

Introduction

A few years ago, the introduction of the software program and hardware photograph processing structures become especially restricted to the improvement of the consumer interface, which maximum of the programmers of every corporation had been engaged in. The state of affairs has been considerably modified with the appearance of the Windows running machine whilst the bulk of the builders switched to fixing the troubles of photograph processing itself. However, this has now no longer but caused the cardinal development in fixing usual duties of spotting faces, automobile numbers, avenue signs, reading faraway and scientific photographs, etc. Each of those "eternal" troubles is solved with the aid of using trial and mistakes with the aid of using the efforts of sever a corporations of the engineers and scientists. As contemporary-day technical answers are end up excessively expensive, the assignment of automating the introduction of the software program equipment for fixing highbrow troubles is formulated and intensively solved abroad. In the sector of photograph processing, the specified device package ought to be helping the evaluation and popularity of photographs of formerly unknown content material and make certain the powerful improvement of programs with the aid of using everyday programmers. Just because the Windows toolkit helps the introduction of interfaces for fixing diverse carried out problem[1][2].

Object popularity is to explain a set of associated laptop imaginative and prescient duties that contain sports like figuring out items in virtual photographs[3]. Image class includes sports including predicting the magnificence of 1 item in an photograph. Object localization is refers to figuring out the area of 1 or extra items in an photograph and drawing an abounding field round their extent[6][7].

Object detection does the paintings of combines those duties and localizes and classifies one or extra items in an photograph[4][5]. When a consumer or practitioner refers back to the term "item popularity", they frequently mean "item detection". It can be hard for novices to differentiate among distinctive associated laptop imaginative and prescient duties. So, we are able to distinguish among

those 3 laptop imaginative and prescient duties with this example:

Image Classification: This is executed with the aid of using Predict the kind or magnificence of an item in an photograph.

Input: An photograph which includes a unmarried item, including a photograph.

Output: A magnificence label (e.g. one or extra integers that are mapped to magnificence labels).

Object Localization: This is executed through, Locate the presence of items in an photograph and suggest their area with a bounding field.

Input: An photograph which includes one or extra items, including a photograph. **Output:** One or extra bounding boxes (e.g. described with the aid of using a point, width, and height).

Object Detection: This is executed through, Locate the presence of items with a bounding field and brands or lessons of the positioned items in an photograph[6].

Output: One or extra bounding boxes (e.g. described with the aid of using a point, width, and height), and a category label for every bounding field.

One of the in addition extension to this breakdown of laptop imaginative and prescient duties is item segmentation, additionally called “item example segmentation” or “semantic segmentation[12][13][14],” wherein times of identified items are indicated with the aid of using highlighting the unique pixels of the item rather than a rough bounding field. From this breakdown, we are able to apprehend that item popularity refers to a collection of hard laptop imaginative and prescient duties.

For example, photograph class is virtually immediately forward, however the variations among item localization and item detection may be confusing, mainly whilst all 3 duties can be simply as similarly called item popularity.

Object popularity refers to a set of associated duties for figuring out items in virtual photographs. Region-primarily based totally Convolutional Neural Networks, or R-CNNs, is a own circle of relatives of strategies for addressing item localization and popularity duties, designed for version performance[7][8]. You Only Look Once, or YOLO is called the second one own circle of relatives of strategies for item popularity designed for pace and real-time use.

With inside the picture, but there can be a completely large amount of viable locations and scales at which they may be capable of stand up and that need to somehow be explored[9][10][11]. This is as smooth due to the fact the area of the object, an area and In some special situations, the pose

Literature Survey

In diverse fields, there may be a need to detect the goal item and additionally tune them efficiently at the same time as dealing with occlusions and different covered complexities. Many researchers (Almeida and Guting 2004, for diverse methods in item monitoring. The nature of the strategies largely relies upon at the software domain. Some of the studies works which made the evolution to proposed paintings withinside the subject of item monitoring are depicted as follows.

Object detection is an essential task, but tough imaginative and prescient task. It is a crucial part of many programs which includes photo search, photo auto-annotation and scene understanding, item monitoring. Moving item monitoring of video photo sequences became one of the maximum essential topics in laptop imaginative and prescient. It had already been carried out in lots of laptop imaginative and prescient fields, which includes clever video surveillance (Arun Hampapur 2005), synthetic intelligence, army guidance, protection detection and robotic navigation, clinical and organic application. In latest years, some of a success single-item monitoring gadget appeared, however withinside the presence of numerous items, item detection turns into tough and while items are completely or partly occluded, they're obtruded from the human imaginative and prescient which in addition will increase the hassle of detection. Decreasing illumination and acquisition angle. The proposed MLP primarily based totally item monitoring gadget is made strong with the aid of using an most excellent choice of particular functions and additionally with the aid of using enforcing the Adaboost sturdy class method.

Proposed system

In this section, the proposed method for detecting the items in real-time from photographs through the use of convolutional neural network(CNN) deep gaining knowledge of procedure for that we've got used OpenCV libraries. Our version makes use of Convolutional Neural Network(CNN), that is used to teach the photographs in addition to to locate the items withinside the photograph with the assist of numerous pre-skilled fashions like VGG, YOLO. As, there's lot of records worried to teach and validate the version, generalized system gaining knowledge of algorithms will now no longer work. Deep Learning has been developed from the latest instances to clear up the records constraints on Machine Learning algorithms. GPU primarily based totally computing is needed to carry out the Deep Learning responsibilities greater effectively. The proposed method includes 3 modules i.e, growing pre-skilled version(Transfer Learning),Object detection and deployment to internet server.

a. Transfer Learning

Transfer gaining knowledge of is pc vision's famous method,as it permits us to construct correct fashions in a timesaving manner. With switch gaining knowledge of, as opposed to beginning the gaining knowledge of procedure from scratch, you begin from styles which have been found out while fixing a one of a kind problem.

b. Object Detection

In this module, Convolutional Neural Network plays the challenge of Object Detection from the photographs. In this phase, Transfer gaining knowledge of method is used to extract the formerlyused knowledge. We have used pre-skilled version named ssd_mobilenet_coco to locate the items from the photograph, which incorporates the capability of convolutional neural community.

C. Deployment to WebServer

In this module, Used FLASK to installation our undertaking as a REST-API withinside the shape of an internet software. FLASK is an internet software framework of PYTHON used by and large to installation system gaining knowledge of fashions

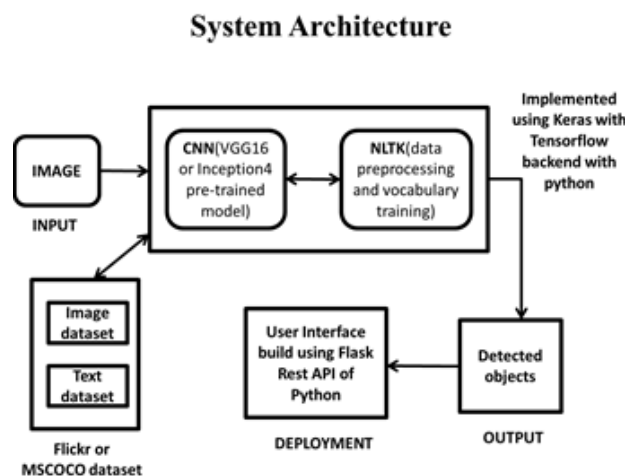


Fig 1: System Architecture

d. Algorithm

In this undertaking, in a item detection algorithm, an photograph is dispatched to the community, that is then dispatched via plenty of convolutions and pooling layers. The output might be an item of the elegance. For every enter photograph, there's a corresponding elegance as output. After taking the photograph as an enter, the photograph is split into numerous areas.Each of those areas is taken into consideration a separate photograph. The areas are then handed to the Convolution Neural Networks (CNN) to categorise them into numerous classes. Once every of the areas has been divided into corresponding classes, all of the areas are mixed to get the unique photograph with the detected items

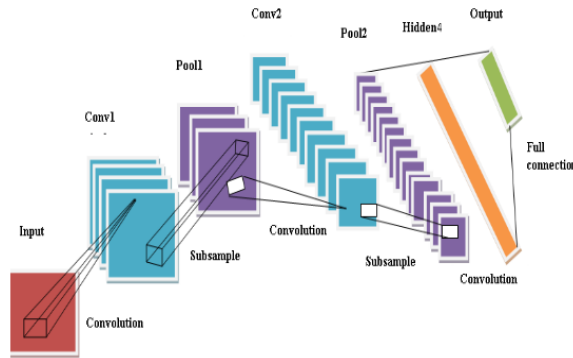


Figure 2: Simple Convolution Network

Results and discussion:




Figure 4: Before Detection

This is a pattern picture we feed to the set of rules and assume our set of rules to discover and pick out items within the picture and label them in keeping with the elegance assigned to it.



Fig 5: After Detection

As expected our set of rules identifies the items via way of means of its lessons and assigns every item via way of means of its tag and has dimensions on detected picture.

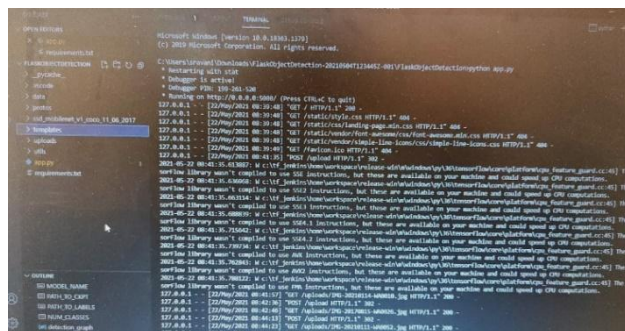


Fig 6: Console result for above image

ImageAI presents many greater functions beneficial for personalization and manufacturing successful

deployments for item detection tasks. Some of the functions supported are:

Adjusting Minimum Probability: By default, items detected with a chance percent of much less than 50 will now no longer be proven or reported. You can grow this price for excessive truth cases or lessen the price for cases where all possible items are needed to be detected.

Custom Objects Detection: Using a supplied Custom Object elegance, you could inform the detection elegance to report detections on one or some variety of unique items.

Detection Speeds: You can lessen the time it takes to discover an picture via way of means of putting the velocity of detection pace to “fast”, “faster” and “fastest”

.Input Types: You can specify and parse in report direction to an picture, Numpy array or report movement of an picture because the input picture.

Output Types: You can specify that the discover Objects From picture feature have to go back the picture withinside the shape of a report or Numpy array

Conclusion

By the use of this thesis and primarily based totally on experimental outcomes we're capable of discover object extra precisely and pick out the gadgets in my opinion with genuine area of an object withinside the photo in x,y axis. This paper additionally offer experimental outcomes on exceptional strategies for item detection and identity and compares each approach for their efficiencies

Future enhancements

The item popularity gadget may be implemented withinside the place of surveillance gadget, face popularity, fault detection, character popularity etc. The goal of this thesis is to expand an item popularity gadget to apprehend the 2D and 3-D gadgets withinside the picture. The overall performance of the item popularity gadget relies upon at the capabilities used and the classifier hired for popularity. This studies paintings tries to propose a unique function extraction approach for extracting worldwide capabilities and and acquiring nearby capabilities from the area of interest. Also the studies paintings tries to hybrid the conventional classifiers to apprehend the item. The item popularity gadget evolved on this studies changed into examined with the benchmark datasets like COIL100, Caltech 101, ETH80 and MNIST. The item popularity gadget is applied in MATLAB 7.5

References

1. Agarwal, S., Awan, A., and Roth, D. (2004). Learning to detect objects in images via a sparse, part-based representation. *IEEE Trans. Pattern Anal. Mach. Intell.* 26, 1475–1490. doi:10.1109/TPAMI.2004.108
2. Alexe, B., Deselaers, T., and Ferrari, V. (2010). “What is an object?,” in *Computer Vision and Pattern Recognition (CVPR), 2010 IEEE Conference on (San Francisco, CA: IEEE)*, 73–80. doi:10.1109/CVPR.2010.5540226
3. Aloimonos, J., Weiss, I., and Bandyopadhyay, A. (1988). Active vision. *Int. J. Comput. Vis.* 1, 333–356.
4. Andreopoulos, A., and Tsotsos, J. K. (2013). 50
5. S. Jyothi, V. Sucharita, comparison of machine learning algorithms for classification of Penaeid prawn species 2016 3rd International Conference on Computing for sustainable global development pages, 1610-1613
6. Years of object recognition: directions forward. *Comput. Vis. Image Underst.* 117, 827–891.
7. Azizpour, H., and Laptev, I. (2012). “Object detection using strongly-supervised deformable part models,” in *Computer Vision-ECCV 2012 (Florence: Springer)*, 836–849.
8. V. Sucharita, S. Jyoti, An Identification of Penaeid Prawn Species Based on Histogram Values, Volume 3, Issue 7, July 2013 ISSN: 2277 128X
9. Azzopardi, G., and Petkov, N. (2013). Trainable cosfire filters for keypoint detection and pattern recognition. *IEEE Trans. Pattern Anal. Mach. Intell.* 35, 490–503. doi:10.1109/TPAMI.2012.106
10. V. Sucharita, D. M. Mamatha., S. Jyoti, Texture Feature Extraction for the Classification of Penaeid Prawn Species using Gabor Filter, *Indian Journal of Science and Technology*, Vol 8(17), 69538, August 2015
11. Benbouzid, D., Busa-Fekete, R., and Kegl, B. (2012). “Fast classification using sparse decision dags,” in *Proceedings of the 29th International Conference on Machine Learning (ICML-12)*, ICML '12, eds
12. V. Sucharita, S. Jyothi, D.M. Mamatha A Comparative Study on Various Edge Detection Techniques used for the Identification of Penaeid Prawn Species, *International Journal of Computer Applications (0975 – 8887) Volume 78 – No.6, September 2013*
13. S. Jyothi, V. Sucharita, D.M. Mamatha A Survey on Computer Vision and Image Analysis based Techniques in Aquaculture - *CIIT International Journal of Digital Image Processing*, 2013
14. J. Langford and J. Pineau (New York, NY: Omnipress), 951–958.